

Jindal Infrastructures Pvt. Ltd.



Hydraulic Rotary Rig

# SR-60 EVO



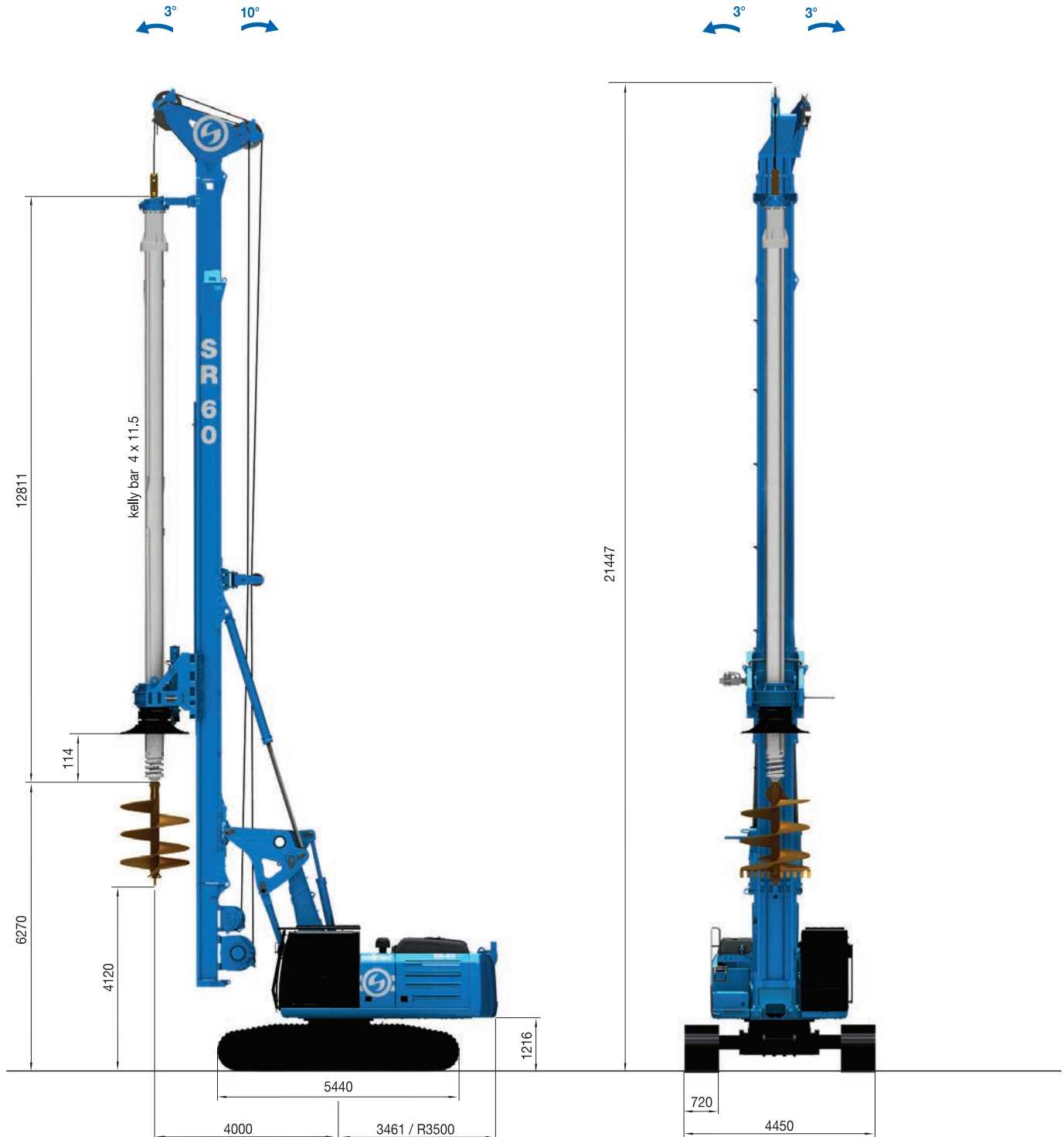
**soilmec**   
Drilling and Foundation Equipment

# SR-60 EVO Hydraulic Rotary Rig

## LDP APPLICATIONS



# Jindal Infrastructures Pvt. Ltd.

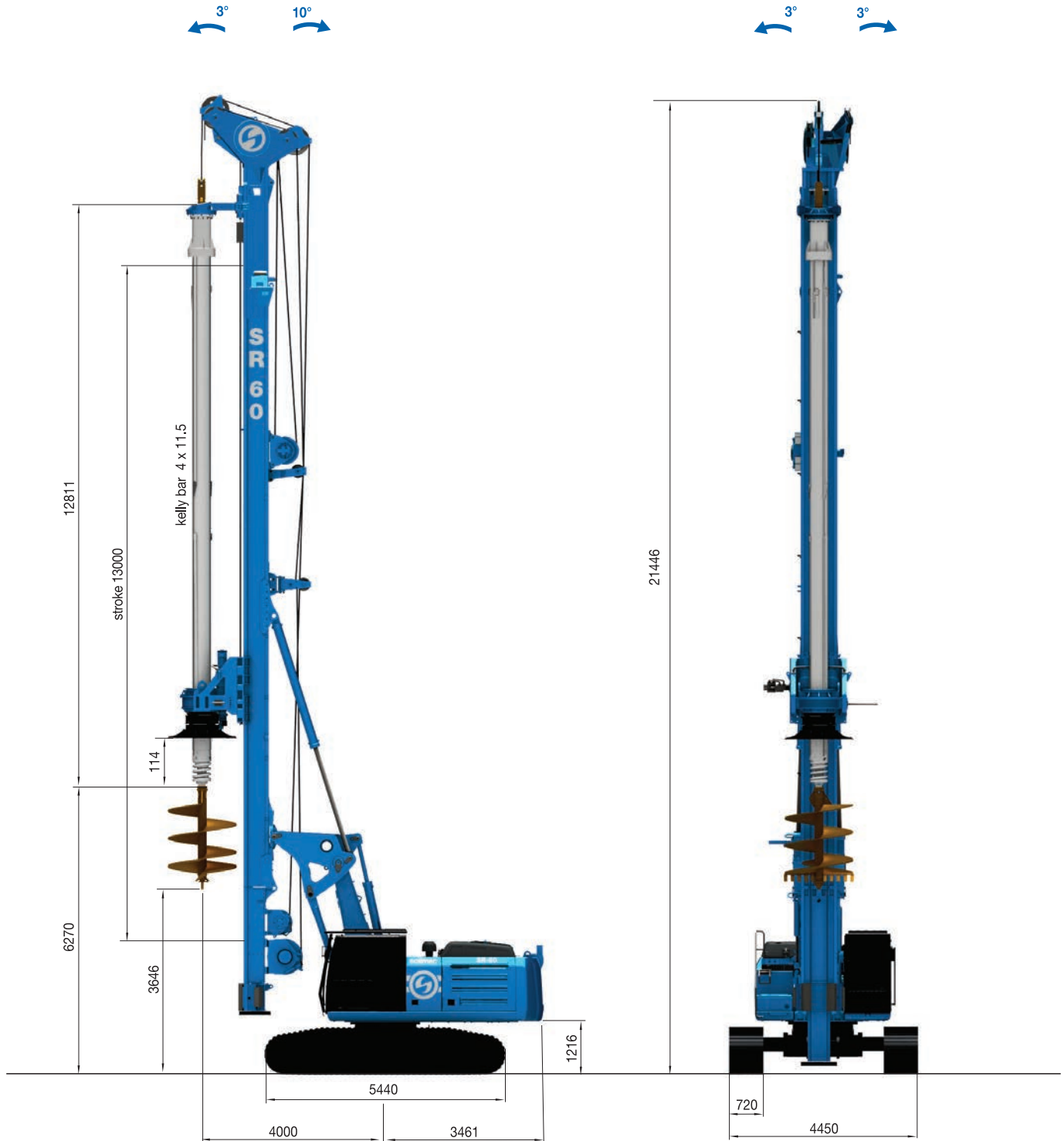


LDP - Large Diameter Piles - CCS version		
Operating weight c/w 4x13,5 kelly bar	66300 kg	146165 lb
Maximum pile diameter	1800 mm	71 in
Maximum pile depth - friction kelly *	71 m	233 ft
Maximum pile depth - locking kelly	58,5 m	192 ft

\* Extra rope required for 5x15.5 kelly bar



# Jindal Infrastructures Pvt. Ltd.



**LDP - Large Diameter Piles - WCS version**

Operating weight c/w 4x13,5 kelly bar	67600 kg	149031 lb
Maximum pile diameter	1500 mm	59 in
Maximum pile depth - friction kelly*	71 m	233 ft
Maximum pile depth - locking kelly	58,5 m	192 ft

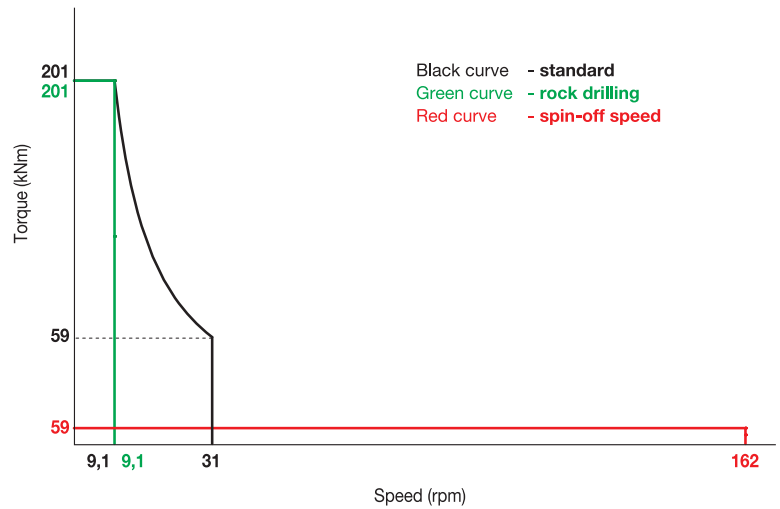

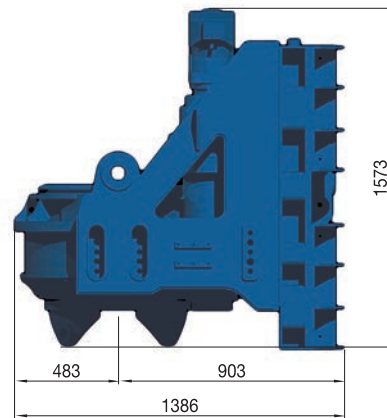
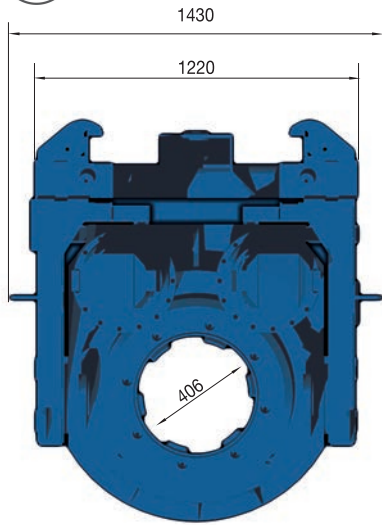
\* Extra rope required for 5x15.5 kelly bar

# SR-60 EVO Hydraulic Rotary Rig

## ROTARY HEAD



# Jindal Infrastructures Pvt. Ltd.



### Rotary Drive - Single gear, Spin off type

- Max torque*	201 kNm	147879 lb*ft
- Rated torque	189 kNm	139397 lb*ft
- Maximum drilling speed	31 rpm	31 rpm
- Spin-off speed	162 rpm	162 rpm
- Weight	4600 kg	10141 lb

\* Restricted, intermittent



# Jindal Infrastructures Pvt. Ltd.

## SR-60 EVO Hydraulic Rotary Rig

### TECHNICAL DATA SHEET

<b>CCS - Cylinder crowd system</b>		
- Cylinder stroke	5600 mm	220 in
- Crowd force pull (down/up)	154 / 280 kN	34620 / 62945 lbf
- Speed up	10,2 m/min	33.5 ft/min
- Speed down	5,7/12,7 m/min	18.7/41.7 ft/min
<b>WCS - Winch crowd system</b>		
- Winch stroke	13000 mm	512 in
- Crowd force pull (down/up)	220 / 260 kN	49457 / 58449 lbf
- Speed up	10 / 18 m/min	33 / 59 ft/min
- Speed down	10 / 18 m/min	33 / 59 ft/min
<b>Main winch</b>	<b>controlled descent</b>	<i>controlled descent</i>
- Line pull (1st layer)	210 kN	47209 lbf
- Rope diameter	26 mm	1 in
- Line speed (max.)	71 m/min	233 ft/min
<b>Auxiliary winch</b>	<b>controlled descent</b>	<i>controlled descent</i>
- Line pull (1st layer)	80 kN	17984 lbf
- Rope diameter	19 mm	0.75 in
- Line speed (max.)	76 m/min	249 ft/min
<b>Engine type</b>	<b>CAT C9.3 ACERT</b>	<i>CAT C9.3 ACERT</i>
- Rated output ISO 3046-I	235 kW @ 1800 rpm	315 HP @ 1800 rpm
- Engine conforms to Exhaust emission Standard	<b>EU stage IIIB, US EPA Tier 4i</b>	<i>EU stage IIIB, US EPA Tier 4i</i>
- Aspiration	<b>Turbocharged and charge air cooled</b>	<i>Turbocharged and charge air cooled</i>
- Diesel tank capacity	620 l	164 US gal
<b>Hydraulic system</b>		
- Flow rates (main circuits)	2x 289 l/min	2x 76 US gal/min
- Flow rates (auxiliary circuits)	100 l/min	22 US gal/min
- Hydraulic oil tank capacity	320 l	85 US gal
<b>Undercarriage</b>	<b>variable gauge, telescoping side frames</b>	<i>variable gauge, telescoping side frames</i>
- Overall width of crawlers retracted/extended	3000/4450 mm	118/175 in
- Width of triple grouser track shoes	720 mm	28.3 in
- Overall length of crawlers	5440 mm	214 in
- Traction force	496 kN	111503 lbf
- Travel speed	2,3 km/h	1.4 mph
<b>Mast inclination - Backward/ Forward/Lateral</b>	<b>10° / 3° / 3°</b>	<i>10°/3°/3°</i>

## STANDARD EQUIPMENT

- Main and auxiliary winch controlled descent type with special grooving
- Hoist limit switch on main rope
- Swivel for main rope
- Service rope parking point
- Mast inclination measurement on X/Y axes (digital/analog display)
- Automatic vertical mast alignment
- Depth measuring device on main winch
- Speed measuring device on rotary
- Crowd pressure setting
- Oscillator attachment brackets
- Emergency mode of operation for engine
- Engine diagnostic system
- Diagnostic panel for hydraulic functions
- Transport securing lugs on crawler units
- Access ladder on upper carriage
- On board lighting set
- On board tool set
- Electric refuelling pump
- High comfort operator's CAT cab (1000 mm width)
- Protective roof grate (FOPS compliant)
- Air conditioning system
- Radio and CD player
- Videocamera set
- Rearview mirror

## OPTIONAL EQUIPMENT

- DMS system electronic monitoring and visualization system
- Biodegradable oil
- Pressurized air conditioning system
- Freefall auxiliary winch
- Central lubrication system
- Swivel for auxiliary rope
- Extra rope length kit for 5x15,5 kelly bar
- Main winch load cell
- CFA version - additional crowd force on auger (90kN)
- EU stage IIIA, US EPA Tier 3 Diesel Engine



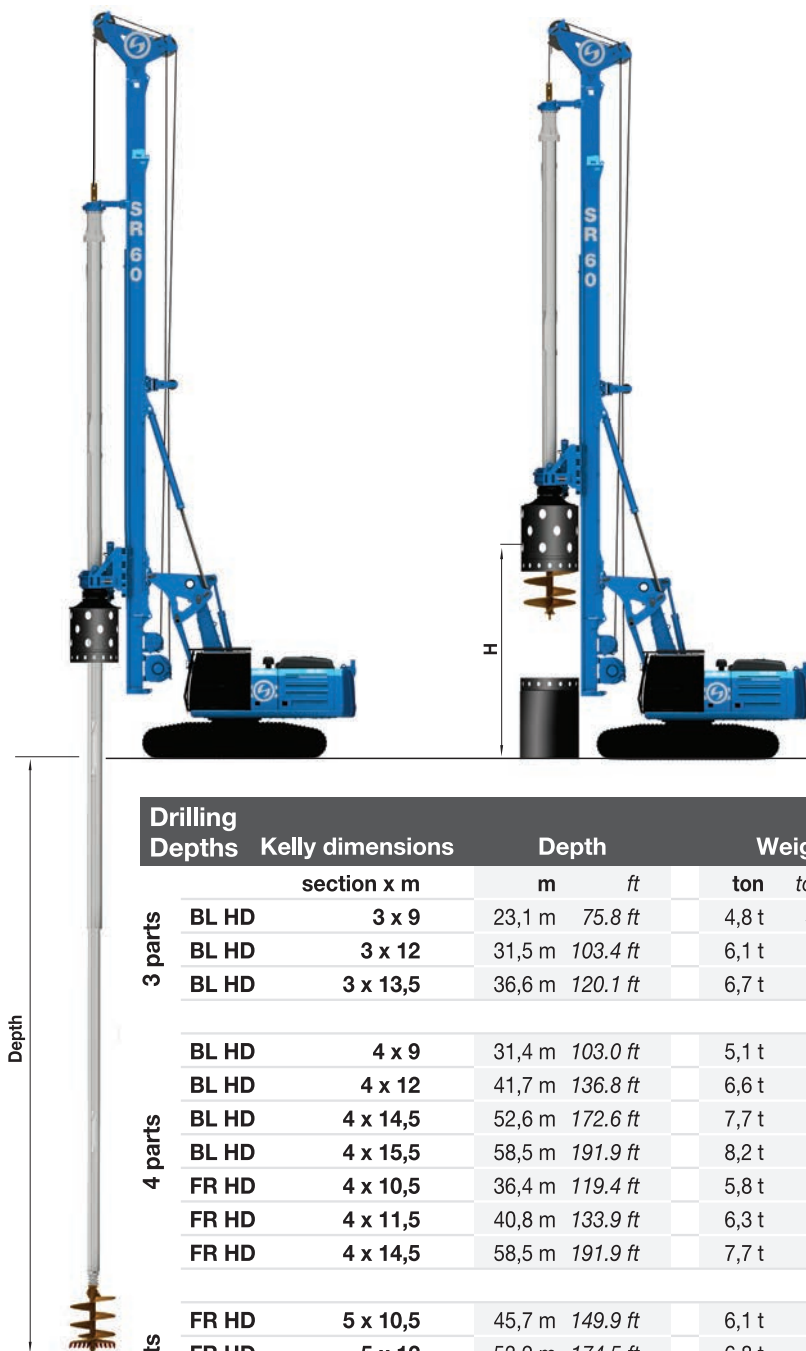
# Jindal Infrastructures Pvt. Ltd.

## SR-60 EVO Hydraulic Rotary Rig

### KELLY DRILLING SYSTEM

#### Optional equipment:

- Hydraulic oscillator VRM 120 KL



Drilling Depths	Kelly dimensions	Depth		Weight		CCS SYSTEM		WCS SYSTEM		
		section x m	m	ft	ton	ton (US)	H		H	
3 parts	BL HD	3 x 9	23,1 m	75.8 ft	4,8 t	4.9 ton	8,6 m	28.2 ft	9,6 m	31.5 ft
	BL HD	3 x 12	31,5 m	103.4 ft	6,1 t	6.2 ton	6,9 m	22.6 ft	6,9 m	22.6 ft
	BL HD	3 x 13,5	36,6 m	120.1 ft	6,7 t	6.8 ton	5,4 m	17.7 ft	5,4 m	17.7 ft
4 parts	BL HD	4 x 9	31,4 m	103.0 ft	5,1 t	5.2 ton	8,6 m	28.2 ft	9,4 m	30.8 ft
	BL HD	4 x 12	41,7 m	136.8 ft	6,6 t	6.7 ton	6,7 m	22.0 ft	6,7 m	22.0 ft
	BL HD	4 x 14,5	52,6 m	172.6 ft	7,7 t	7.8 ton	4,3 m	14.1 ft	4,3 m	14.1 ft
	BL HD	4 x 15,5	58,5 m	191.9 ft	8,2 t	8.3 ton	-	-	3,3 m	10.8 ft
	FR HD	4 x 10,5	36,4 m	119.4 ft	5,8 t	5.9 ton	8,3 m	27.2 ft	8,3 m	27.2 ft
	FR HD	4 x 11,5	40,8 m	133.9 ft	6,3 t	6.4 ton	6,9 m	22.6 ft	6,9 m	22.6 ft
	FR HD	4 x 14,5	58,5 m	191.9 ft	7,7 t	7.9 ton	4,3 m	14.1 ft	4,3 m	14.1 ft
5 parts	FR HD	5 x 10,5	45,7 m	149.9 ft	6,1 t	6.2 ton	8,4 m	27.6 ft	8,4 m	27.6 ft
	FR HD	5 x 12	53,2 m	174.5 ft	6,8 t	6.9 ton	6,7 m	22.0 ft	6,7 m	22.0 ft
	FR HD	5 x 14	62,5 m	205.1 ft	7,8 t	7.9 ton	4,9 m	16.1 ft	4,9 m	16.1 ft
	FR HD	5 x 15,5	71,0 m	233.0 ft	8,5 t	8.6 ton	-	-	3,3 m	10.8 ft

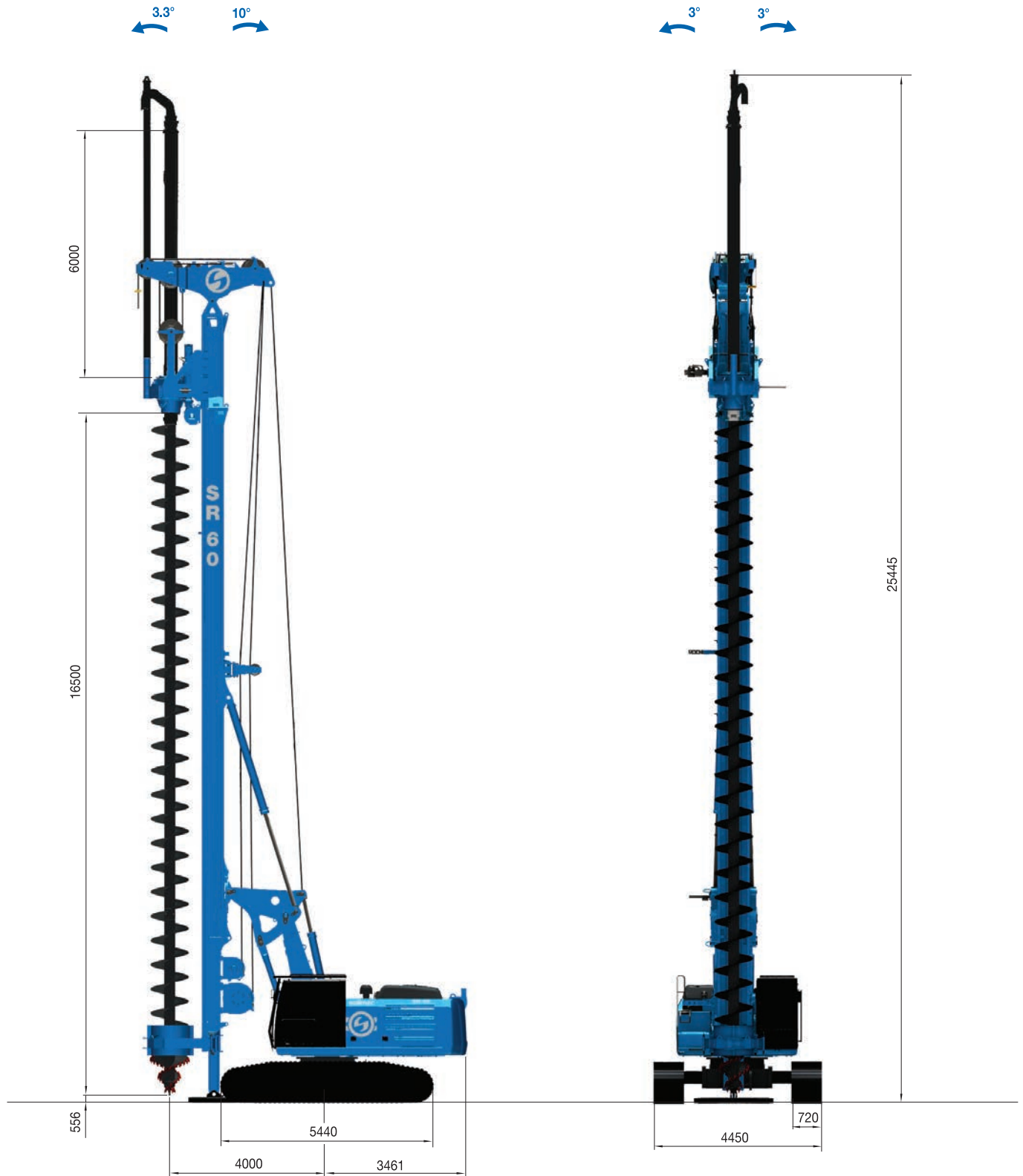
Drilling Diameters	CYLINDER		WINCH	
Uncased	1800 mm	70.9 in	1500 mm	59.1 in
Cased	1500 mm	59.1 in	1500 mm	59.1 in



# Jindal Infrastructures Pvt. Ltd.

## SR-60 EVO Hydraulic Rotary Rig

CFA APPLICATIONS 4° line pull



### CFA - Continuous Flight Auger - 4° linepull


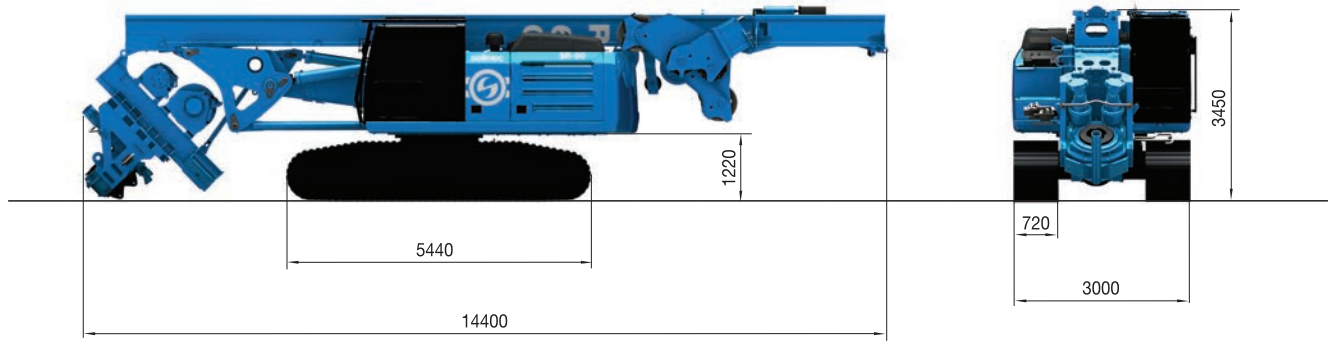
Operating weight w/o auger	62200 kg	137126 lb
Maximum pile diameter	1000 mm	39 in
Maximum pile depth c/w 6 m auger extension; w/o auger cleaner	22 m	72 ft
Maximum pile depth c/w 6 m auger extension and auger cleaner	20,5 m	67 ft
Extraction force	560 kN	125891 lbf
Crowd force on auger (opt.)	90 kN	20233 lbf



# Jindal Infrastructures Pvt. Ltd.

## SR-60 EVO Hydraulic Rotary Rig

### TRANSPORT, DIMENSIONS AND WEIGHTS



Transport configuration		
Width	3000 mm	118 in
Length	14400 mm	567 in
Height	3450 mm	136 in
Weight - LDP version	58000 kg	127867 lb
Minimum transport weight w/o rotary, counterweight	44850 kg	98876 lb
Weight - CFA version	59800 kg	131835 lb

All technical data are purely indicative and subject to change without notice

Technical data sheet SR60-003 02/2015

This brochure has been edited and distributed by SOILMEC Spa. The present document cancels and override any previous ones. This brochure may not be distributed, reproduced or exhibited without SOILMEC Spa. authorization in according to SOILMEC web site disclaimer condition.

SOILMEC Spa distributes machinery and structures all over the world, supported by SOILMEC Spa subsidiary companies and dealers. The complete Soilmec network list is available on the webpage [www.soilmec.it](http://www.soilmec.it)

[www.soilmec.it](http://www.soilmec.it)

